

LTO Nederland

Dutch Organisation for Agriculture and Horticulture

Presentation by Jeannette van de Ven,
Chairwoman sector Dairy Goat Farming
July 1th 2016



What are we?

- Entrepreneurs and employers organisation
- Dealing with interests of entrepreneurs in the agriculture and horticulture
- Almost 50.000 members (ca. 60% of total)



Structure:

- LTO Noord (21.000)
- ZLTO (20.000)
- LLTB (6.000)

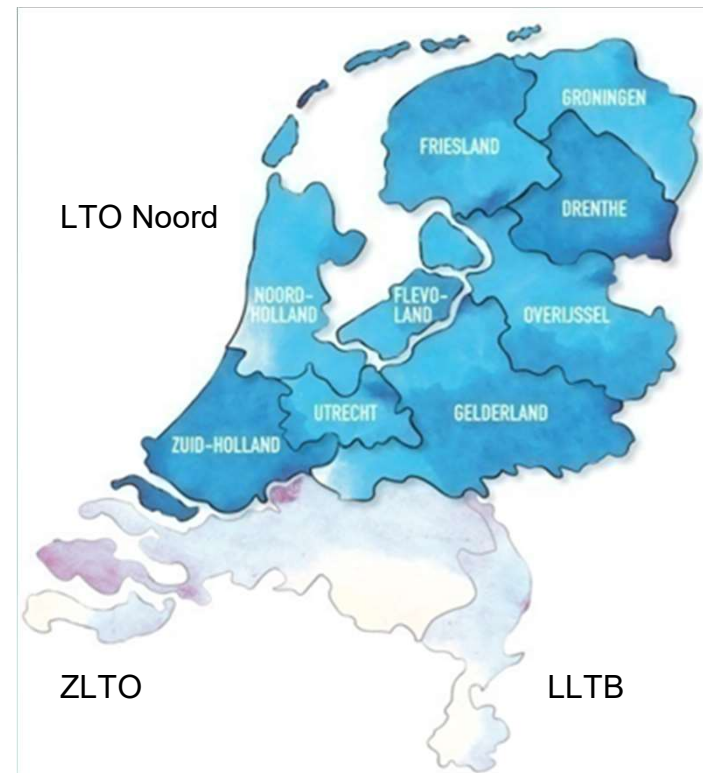
12 Provinces

250 Departments

16 Sectors

Representing 65% of professional farmers

Covering all sectors



Mission:

- Representing the interests of our members (including lobby)
- Assisting members in developing their farm business through advice and projects
- Informing the members through our weekly magazines, websites and meetings
- Providing a local network through local departments



Vision:

- Future-oriented entrepreneurship
- Strong position in Europe
- Front runners in knowledge and innovation
- Sustainable and healthy sector



Trends:

- Globalization
- Increasing world economy
- 'Clean and efficient'
- Critical society



Dairy Goatfarms



- 350 goatfarms in Holland.
- Average 850-900 goats/farm.
- Average 950-1000kg milk/goat/year.
- 15% of the farms is organic.
- About 250 million kg milk/year.
- 3 Coöperations and several private dairyplants





Market



- Goatcheese, most Gouda-type for export
- Milkpowder, for human use (baby's)
- Small amount of milk, yoghurt, fresh cheese

- Mostly exported to North-west Europe, Asian market is increasing



EU-28: totaal

	2000	2005	2010	2011	2012	2013	2014 ¹⁾	
EU-28	2.137	2.112	2.272	2.246	2.191	2.150	2.186	EU-28
Frankrijk	485	580	668	675	632	601	604	France
Spanje	452	486	522	481	464	471	485	Spain
Griekenland	439	415	395	384	347	351	350	Greece
Nederland	75	132	192	194	217	232	250	Netherlands
Roemenië	200	169	222	229	248	225	225	Romania
Bulgarije	190	109	60	62	53	54	56	Bulgaria
Italië	77	41	49	46	54	55	55	Italy
Portugal	35	30	29	31	31	31	31	Portugal
Cyprus	29	30	23	28	27	21	23	Cyprus
Duitsland	22	28	24	26	26	21	22	Germany
Oostenrijk	17	13	19	19	20	21	20	Austria
Polen	40	22	19	20	17	16	16	Poland
Kroatië	15	15	10	10	12	13	10	Croatia
België	2	5	8	9	9	9	10	Belgium
Tsjechië	15	6	9	9	7	8	8	Czech Republic
Slowakije	13	9	8	8	8	6	6	Slovakia
Litouwen	12	8	4	4	4	4	4	Lithuania
Hongarije	11	5	4	4	4	4	4	Hungary
Letland	2	4	4	4	3	3	3	Latvia
Luxemburg	1	1	2	3	3	3	3	Luxembourg
Slovenië	2	1	2	1	1	1	1	Slovenia
Malta	2	1	1	1	1	1	1	Malta
Estland	1	0	1	1	1	0	0	Estonia
Denemarken	-	-	-	-	-	-	-	Denmark
Finland	-	-	-	-	-	-	-	Finland
Ierland	-	-	-	-	-	-	-	Ireland
Verenigd Koninkrijk	-	-	-	-	-	-	-	United Kingdom
Zweden	-	-	-	-	-	-	-	Sweden



2000 2005 2010 2011 2012 2013 2014¹⁾



Wereld

Totaal	14.168	16.715	17.688	18.173	18.448	18.553	18.793	Total
India	4.222	5.237	4.594	4.821	4.950	4.983	5.000	India
Bangladesh	1.312	1.752	2.496	2.592	2.608	2.616	2.624	Bangladesh
EU-28	2.137	2.112	2.272	2.246	2.191	2.150	2.186	EU-28
Soedan	1.245	1.519	1.512	1.522	1.532	1.532	1.600	Sudan
Pakistan	607	675	759	779	801	822	845	Pakistan
Mali	149	400	689	703	715	720	726	Mali
Turkije	220	254	273	321	369	416	463	Turkey
Somalië	390	413	410	410	410	400	400	Somalia
China	200	235	260	265	275	280	300	China
Niger	194	236	267	278	289	295	297	Niger
Indonesië	200	215	281	281	282	283	284	Indonesia
Algerie	153	184	250	260	267	275	280	Algeria
Oekraïne	204	266	220	233	253	255	248	Ukraine
Rusland	317	254	255	253	248	236	240	Russian Federation
Iran	358	410	370	360	355	325	335	Iran
Kenia	119	132	260	263	268	269	224	Kenya
Jamaica	155	164	178	180	182	184	186	Jamaica
Mexico	149	168	167	167	160	157	160	Mexico
Brazilië	147	145	148	149	150	153	154	Brazil
Zuid-Afrika	120	120	125	135	141	145	150	South Africa
Syrië	70	81	139	145	139	144	140	Syria
Mauretanië	101	115	124	124	124	126	126	Mauritania
Burkina Faso	72	89	103	106	110	113	115	Burkina Faso
Afghanistan	111	105	112	120	118	113	114	Afghanistan
Tanzania	96	114	108	108	110	111	111	Tanzania
Overige	1.121	1.320	1.316	1.353	1.402	1.452	1.485	Other



(x 1.000 kg)

	2000	2005	2010	2011	2012	2013	2014 ¹⁾	
EU-28	142.357	166.731	186.711	190.973	198.784	201.618	215.118	EU-28
Frankrijk	58.800	78.340	92.740	96.190	96.570	94.490	94.650	France
Griekenland	48.000	48.000	40.000	40.000	40.000	40.000	40.000	Greece
Spanje	8.670	11.640	16.200	16.500	21.090	22.800	34.300	Spain
Nederland	3.700	12.900	17.410	17.470	19.740	21.180	21.520	Netherlands
Bulgarije	12.900	6.000	6.000	6.000	6.000	6.000	6.000	Bulgaria
Italië	2.500	2.460	3.400	3.550	3.640	4.540	4.520	Italy
België	--	--	3.420	3.240	3.240	3.400	4.160	Belgium
Portugal	900	980	1.570	1.740	1.970	2.610	2.600	Portugal
Duitsland	1.500	2.430	1.800	2.040	2.100	1.680	1.680	Germany
Roemenië	100	170	160	150	410	670	1.310	Romania
Cyprus	1.460	1.480	1.120	1.120	1.120	1.120	1.120	Cyprus
Oostenrijk	300	300	830	850	950	910	1.040	Austria
Slowakije	960	785	635	635	635	635	635	Slovakia
Tsjechië	1.092	462	663	652	549	563	563	Czech Republic
Hongarije	1.398	587	496	499	503	503	503	Hungary
Polen	50	80	180	250	180	440	440	Poland
Finland	20	80	80	80	80	70	70	Finland
Malta	7	7	7	7	7	7	7	Malta
Denemarken	-	-	-	-	-	-	-	Denmark
Estland	-	-	-	-	-	-	-	Estonia
Ierland	-	-	-	-	-	-	-	Ireland
Kroatië	--	30	--	--	--	--	--	Croatia
Letland	-	-	-	-	-	-	-	Latvia
Litouwen	-	-	-	-	-	-	-	Lithuania
Luxemburg	-	-	-	-	-	-	-	Luxembourg
Slovenië	-	-	-	-	-	-	-	Slovenia
Verenigd Koninkrijk	-	-	-	-	-	-	-	United Kingdom
Zweden	-	-	-	-	-	-	-	Sweden
Diverse landen								Various countries
Soedan	106.250	107.875	110.000	110.750	110.750	110.750	110.750	Sudan
Niger	20.950	25.488	28.855	30.009	31.209	31.860	31.860	Niger
Iran	44.837	51.360	33.842	25.683	28.181	28.538	28.538	Iran
Tadzjikistan	6.240	12.450	16.440	17.400	19.590	21.060	21.060	Tajikistan
Mexico	13.694	16.366	16.700	16.700	16.032	15.698	15.698	Mexico
Oezbekistan	5.500	14.370	7.625	8.800	10.000	10.950	10.950	Uzbekistan
Afghanistan	9.963	9.450	10.080	10.800	10.620	10.134	10.134	Afghanistan

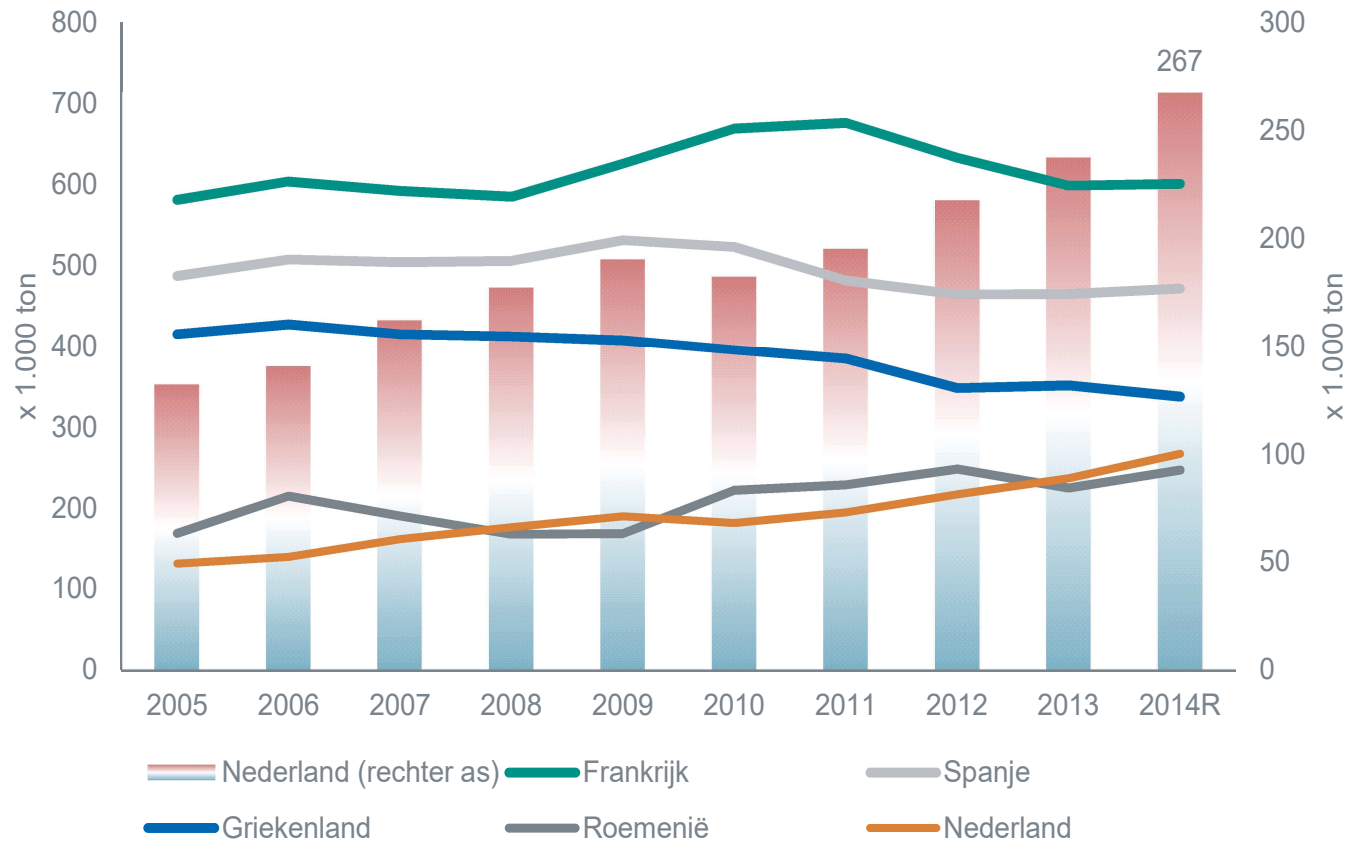


(x 1.000 kg)

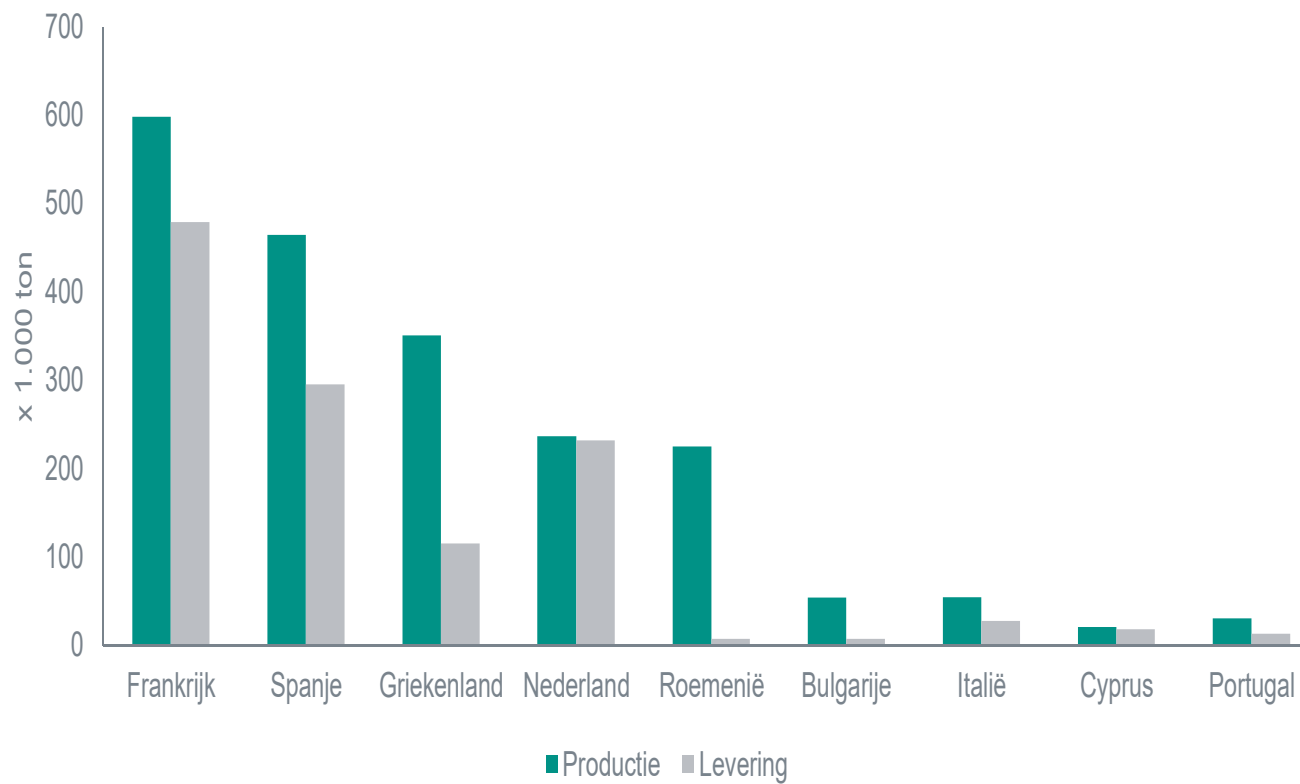
	2000	2005	2010	2011	2012	2013	2014 ¹⁾	
Diverse landen								Various countries
China	6.000	7.050	7.800	7.950	8.250	8.400	8.400	China
Jemen	3.293	3.752	5.546	5.613	6.037	6.763	6.763	Yemen
Oekraïne	8.750	6.250	6.000	6.250	6.250	6.250	6.250	Ukraine
Marokko	3.650	4.245	5.760	5.850	6.000	6.200	6.200	Morocco
Syrië	4.808	4.000	6.000	6.000	6.000	6.000	6.000	Syria
Bolivia	1.254	1.443	4.208	4.478	4.543	4.546	4.546	Bolivia
Kazachstan	2.375	3.375	2.450	2.250	2.250	2.250	2.250	Kazakhstan
Irak	6.333	1.137	2.164	2.205	2.350	2.115	2.115	Iraq
Chili	1.738	1.681	1.757	1.634	1.700	1.890	1.890	Chile
Tunesië	1.460	1.500	1.460	1.480	1.480	1.480	1.480	Tunisia
Noorwegen	1.200	1.200	1.200	1.200	1.200	1.200	1.200	Norway
Peru	1.005	1.115	1.160	1.160	1.160	1.160	1.160	Peru
Albanie	1.050	1.050	1.000	1.000	1.000	1.000	1.000	Albania
Zwitserland	403	698	878	865	825	861	884	Switzerland
Libanon	1614	2.358	652	839	833	809	809	Lebanon
Turkije	55	63	68	80	92	104	104	Turkey



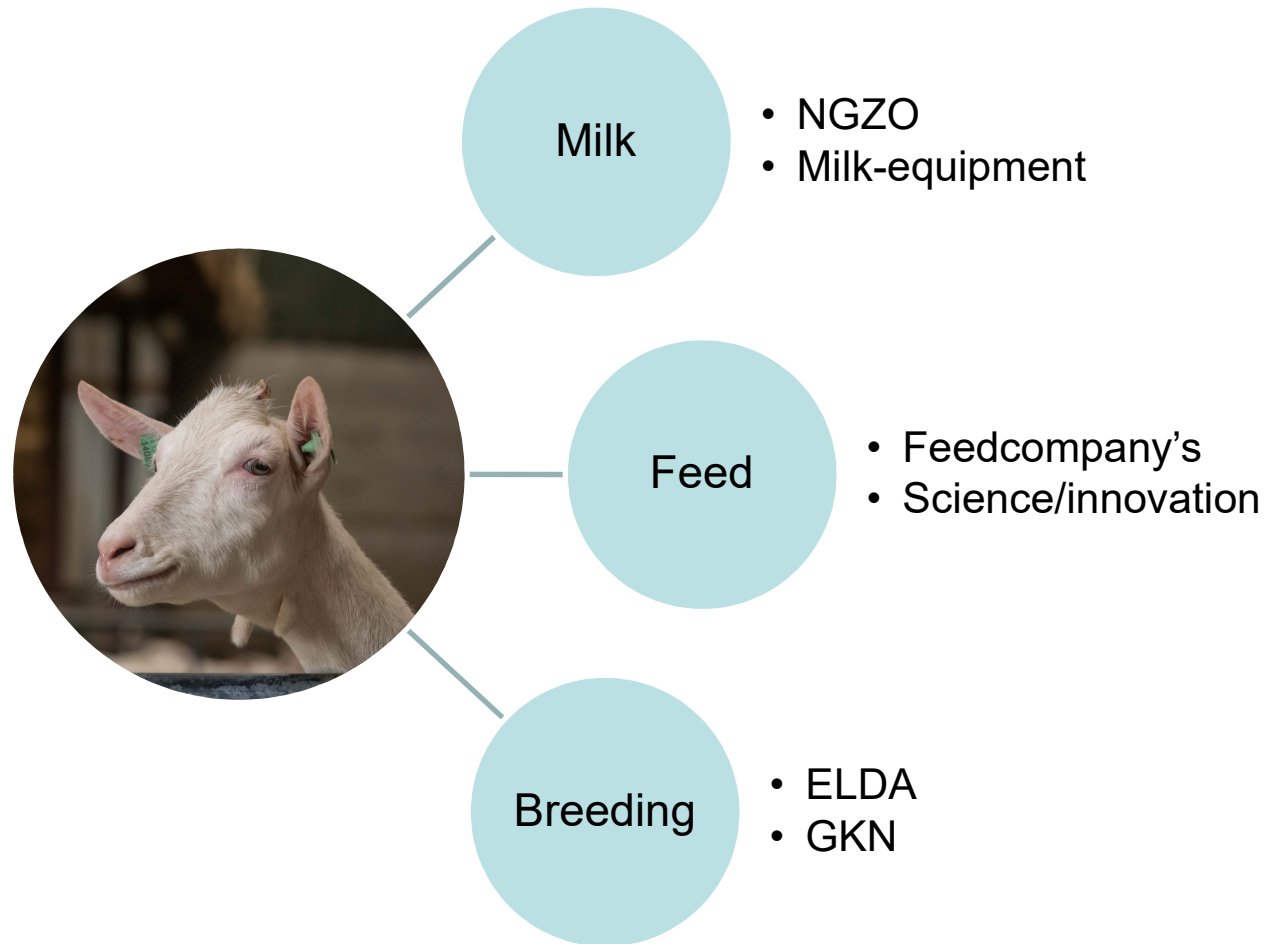
Productie geitenmelk



Productie en levering 2013



Stakeholders

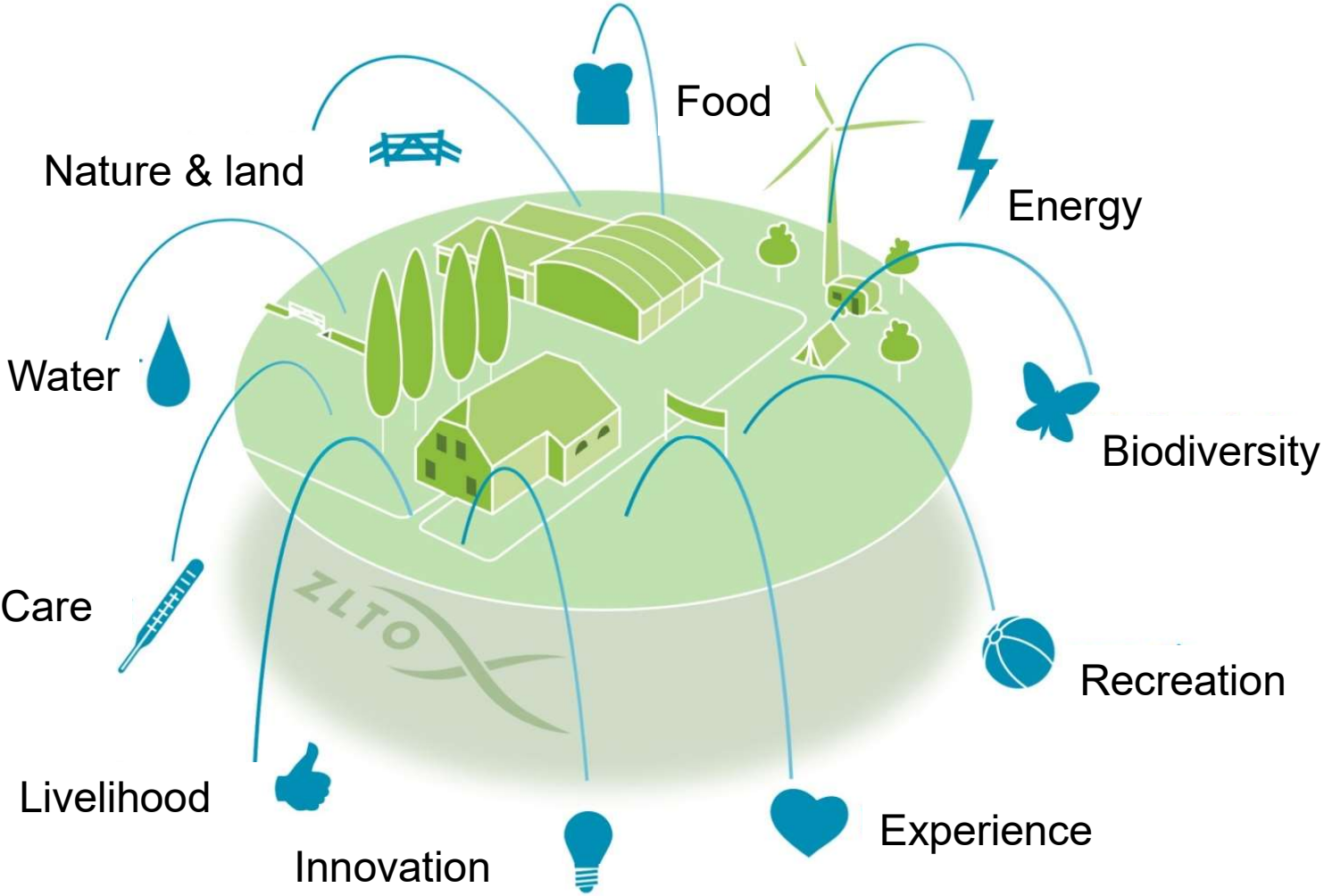


Goals and Targets



- Animalhealth & animalwelfare
- Sustainable productionsystem
- Public opinion
- Improvement on climatetargets
- More young farmers





Farm services

Agri

Hightech, design

Precision farming

Robotics

Remote sensing

Tracking & tracing

Growtech

LED-lightning

Glass houses

Food chains

Logistics, marketing

New concepts

Sustainability

Distribution

Market concepts

Packaging

New products

Chemicals, energy

Bioeconomy

Agrobiotech

Breeding

Coating

Seeds

Life science

Functional food

Green medicines



Environment

Health

Good food
Green city

Nature

Biodiversity
Landscape
Water quality

Energy

Biomass
Sun
Wind

Stay

Recreation
Relaxation
Leisure

Society

Care

Care farms
Smart food

Education

School children
Employees

Food

Community garden
City farming
Freshlabs
Local food

Culture

Design
Livelihood
Cooperations



Last Question, for all of you

- More and more we see “international problems” and “national solutions”
- Could it be wise to put together our forces, knowledge and experiences?
- Is this the right group of people to discuss matters about animalwelfare and animalhealth?
- Who is in?



Thanks for your attention

